

Technical Data Sheets

Product:

Envirocryl Acrylic Top Coat

Material

Low solvent top layer render on synthetic resin dispersion basis.

Characteristics

Free from softening agents, preserves the environment, fibre reinforced, low odour, open to diffusion, high resistance to torrential rain. Weatherproof according to VOB, part C, DIN 18363 resistant to atmospheric influences.

Very high resistance to environment pollutants and micro-organisms, UV-stable. Bonds to all supporting and properly pre-treated substrates.

Application

Envirocryl is used as a decorative facade final coating with scratch render character on Wall-Reform external wall insulation and render only systems. It can also be used as a final coat according to DIN 18550/18558, type P org. 1 outdoors.

Technical Data

- ▶ Water absorption coefficient $w = 0,5 \text{ kg}/(\text{m}^2\text{h}0,5)$
- ▶ Diffusion resistance $s_d \sim 0,16 \text{ 0,40 m}$
- ▶ Density approx.. $1,72 \text{ kg}/\text{dm}^3$

Substrates

- ▶ Substrates must be flat, supporting, clean and dry. Loose parts should be removed and smoothed when necessary. First coat of the prepared surfaces with sps|envirowall acrylic primer, in the colour tone of the respective decorative render. With dubious substrates please ask for our consulting services.

Processing

- ▶ The render is ready for processing and can be adjusted to trowel use, depending on substrate and weather conditions, by adding max. 2% water.
- ▶ For the application you should use a stainless steel trowel or corresponding spray equipment in grain size, after which you rub evenly with a synthetic trowel or wooden mortar board.
- ▶ Envirocryl can also be processed with all current render machines, according to the instructions of the manufacturers.
- ▶ To prevent day joints the workers must apply the connected surfaces "wet in wet" onto each other on the supporting framework. On larger surfaces it is advisable to render through until there is an interruption (cleaning belts, joints, outlet pipes etc.). The fresh renders must be protected against torrential rain and fast drying conditions.

wall-Reform®

Especially with direct sun and wind influences suitable measures must be taken, such as e.g. covering the façade or the supporting framework. Do not process with substrate and/or environmental temperatures below 5°C.

- ▶ Tools and equipment must be cleaned with water immediately after use. Surrounding building parts, such as windows, window-sills etc. must be properly covered.

Colour Tones

- ▶ There is an extensive choice of colour tones available, ask to see original samples. Special colour tones can be made on request. It is not possible to use colour tones with brightness references below 20.
- ▶ Colour tone differences on the processed surface to the corresponding trials and treatments cannot be avoided because of the natural porosity of raw material substrates and weather influenced drying processes. In the event of subsequent deliveries the remaining part of the material must be mixed with the new material on a continuity basis, to guarantee the same colour.

Consumption

- ▶ Grain 1,5 mm approx. 2,7 kg/m
- ▶ Grain 2,0 mm approx. 3,4 kg/m
- ▶ Grain 2.5 mm approx. 3.7 kg/m
- ▶ Grain 4,0 mm approx. 5,3 kg/m
- ▶ Grain 5,0 mm approx. 5,7 kg/m

Delivery

In 25 kg containers, ready for processing (premixed).

Stocking

Store in a cool and frost-free area. Protect against direct sunlight. Can be stored in a closed container for at least 1 year. Opened containers must be processed within a short period of time.

Special Considerations

With new buildings it is necessary that prior to the start of the rendering activities the material must be tried to such an extent that irregularities in the colour toning due to excessive moisture from the inside to the outside are prevented. Do not mix binders and additives. As with all synthetic resin based renders a continuous moistening from the back must be prevented by proper sealing. (S. DIN 18195 – sealing of building against moisture).



Technical Data Sheets

Product:

Envirocryl Acrylic Top Coat

Directions for dangerous situations/safety advice


- ▶ Keep out of reach of children.
- ▶ Avoid contact with eyes.
- ▶ In the event of eye contact immediately rinse thoroughly with water.
- ▶ When spraying, do not inhale the spray dust.
- ▶ All further safety-related information can be found in the safety data sheets.

Basic Colour Range


▶ LY74




▶ OC80



▶ BE60



▶ BE68




▶ BR35




▶ OR59



▶ GV60




▶ BL69




▶ GR52



▶ WH77



▶ WH89



▶ WHITE



Disposing

Present only completely empty container for recycling. Dried material remnants can be disposed of as domestic waste, liquid material remnants can be disposed of as paint debris on water basis. EAK 08 01 12.